



ENV/14/20/04005

May 04, 2020

Additional Principal Chief Conservator of Forests (C),
Ministry of Environment, Forests & Climate Change
E-5, Kendriya Paryavaran Bhavan
Link Road No.3
Ravi Shankar Nagar
Bhopal-462016

Sub: Compliance report for the period October 2019 to March 2020
Ref: Environmental Clearance no. J-11011/300/2015-IA II (I) dated
March 28, 2017 and its amendment dated February 21, 2018.

Respected Sir

Enclosed please find the compliance report of Environmental Clearance for the period October 2019 to March 2020.

We hope you will find the same in order.

Thanking you,

Yours faithfully,

For Bayer Vapi Private Limited

(Formerly Bilag Industries Private Limited)

Nmpat Mcnah
Narendra K Shah

Director & Site Manager

Encl: As Stated

CC:

1. Mr G B Vasavada, Environmental Engineer, Gujarat Pollution Control Board, Paryavaran Bhavan, Sector-10 A Gandhinagar (GPCB ID:23225)
2. Zonal Officer, Central Pollution Control Board, Parivesh Bhawan, Opp-VMC ward office No.10, Subhanpura, Vadodara-390023.

Bayer Vapi Private Limited
(Formerly Bilag Industries
Pvt. Ltd)

Registered Office & Factory
Plot No. 306/3, II Phase,
GIDC, Vapi - 396 195,
Gujarat, India

Tel +91 260 2407123

Fax : +91 260 2432774

www.vapi.bayer.com

www.bayer.in


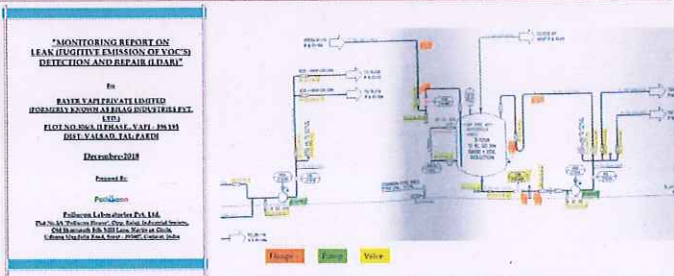
BAYER VAPI PVT. LTD.

EC No: J-11011/300/2015-IA.II (I) Compliance Status Report (October-19 -March-20)

Sr.No.	EC Conditions	Compliance Status																																																																					
A. SPECIFIC CONDITIONS																																																																							
1	National Emission Standards for Pesticide Manufacturing and Formulation Industry issued by the Ministry vide G.S.R. 46(E) dated 3rd February, 2006 and amended time to time shall be followed by the unit.	<p>The emission standard for pesticides industry unit amended on June 13, 2011 and is being followed. Emission from incinerator stacks are monitored by MOEF & CC and NABL accredited Laboratory on monthly basis. The monitored values of emission are as under:</p> <table border="1" style="margin-left: auto; margin-right: auto;"> <thead> <tr> <th colspan="7">Incinerator Stack (October-19 to March-20)</th> </tr> <tr> <th rowspan="2">Month</th> <th colspan="6">Parameters</th> </tr> <tr> <th>PM (mg/Nm3)</th> <th>HCl (mg/Nm3)</th> <th>SO2 (mg/Nm3)</th> <th>HF (mg/Nm3)</th> <th>NOx (mg/Nm3)</th> <th>Total Dioxins & Furans (ng TEQ/Nm3)</th> </tr> </thead> <tbody> <tr> <td>Limit</td> <td>50</td> <td>50</td> <td>200</td> <td>4</td> <td>400</td> <td>0.1</td> </tr> <tr> <td>Oct-19</td> <td>32.82</td> <td>3.46</td> <td>26.87</td> <td>1.16</td> <td>40.30</td> <td>-</td> </tr> <tr> <td>Nov-19</td> <td>25.42</td> <td>2.76</td> <td>20.90</td> <td>2.04</td> <td>36.84</td> <td>-</td> </tr> <tr> <td>Dec-19</td> <td colspan="6">Not in Operation during visit</td> </tr> <tr> <td>Jan-20</td> <td>20.61</td> <td>3.42</td> <td>15.54</td> <td>2.60</td> <td>31.79</td> <td>-</td> </tr> <tr> <td>Feb-20</td> <td>27.52</td> <td>3.20</td> <td>20.69</td> <td>2.16</td> <td>36.41</td> <td>-</td> </tr> <tr> <td>Mar-20</td> <td colspan="6">Not in Operation due to lockdown</td> </tr> </tbody> </table>	Incinerator Stack (October-19 to March-20)							Month	Parameters						PM (mg/Nm3)	HCl (mg/Nm3)	SO2 (mg/Nm3)	HF (mg/Nm3)	NOx (mg/Nm3)	Total Dioxins & Furans (ng TEQ/Nm3)	Limit	50	50	200	4	400	0.1	Oct-19	32.82	3.46	26.87	1.16	40.30	-	Nov-19	25.42	2.76	20.90	2.04	36.84	-	Dec-19	Not in Operation during visit						Jan-20	20.61	3.42	15.54	2.60	31.79	-	Feb-20	27.52	3.20	20.69	2.16	36.41	-	Mar-20	Not in Operation due to lockdown					
Incinerator Stack (October-19 to March-20)																																																																							
Month	Parameters																																																																						
	PM (mg/Nm3)	HCl (mg/Nm3)	SO2 (mg/Nm3)	HF (mg/Nm3)	NOx (mg/Nm3)	Total Dioxins & Furans (ng TEQ/Nm3)																																																																	
Limit	50	50	200	4	400	0.1																																																																	
Oct-19	32.82	3.46	26.87	1.16	40.30	-																																																																	
Nov-19	25.42	2.76	20.90	2.04	36.84	-																																																																	
Dec-19	Not in Operation during visit																																																																						
Jan-20	20.61	3.42	15.54	2.60	31.79	-																																																																	
Feb-20	27.52	3.20	20.69	2.16	36.41	-																																																																	
Mar-20	Not in Operation due to lockdown																																																																						
2	Adequate stack height shall be provided to gas fired boiler to control particulate emissions.	<p>Site has provided adequate stack height for wide dispersion of stack emission. We are using Natural gas as a clean fuel in boiler. Emission from gas fired boilers are monitored by MOEF & CC and NABL accredited Laboratory on monthly basis. The monitored values of emission as under:</p> <table border="1" style="margin-left: auto; margin-right: auto;"> <thead> <tr> <th colspan="4">Emission From Boiler stack</th> </tr> <tr> <th rowspan="2">Month</th> <th colspan="3">Parameters</th> </tr> <tr> <th>PM (mg/Nm3)</th> <th>SO2 (ppm)</th> <th>NOx (ppm)</th> </tr> </thead> <tbody> <tr> <td>Limit</td> <td>150</td> <td>100</td> <td>50</td> </tr> <tr> <td>Oct-19</td> <td>ND*</td> <td>3.18</td> <td>27.84</td> </tr> <tr> <td>Nov-19</td> <td>ND*</td> <td>4.51</td> <td>35.71</td> </tr> <tr> <td>Dec-19</td> <td>ND*</td> <td>4.23</td> <td>35.55</td> </tr> <tr> <td>Jan-20</td> <td>ND*</td> <td>3.53</td> <td>30.56</td> </tr> <tr> <td>Feb-19</td> <td>ND*</td> <td>4.33</td> <td>31.36</td> </tr> <tr> <td>Mar-19</td> <td colspan="3">Not in operation due to lockdown</td> </tr> </tbody> </table> <p>* ND= Not Detected</p>	Emission From Boiler stack				Month	Parameters			PM (mg/Nm3)	SO2 (ppm)	NOx (ppm)	Limit	150	100	50	Oct-19	ND*	3.18	27.84	Nov-19	ND*	4.51	35.71	Dec-19	ND*	4.23	35.55	Jan-20	ND*	3.53	30.56	Feb-19	ND*	4.33	31.36	Mar-19	Not in operation due to lockdown																																
Emission From Boiler stack																																																																							
Month	Parameters																																																																						
	PM (mg/Nm3)	SO2 (ppm)	NOx (ppm)																																																																				
Limit	150	100	50																																																																				
Oct-19	ND*	3.18	27.84																																																																				
Nov-19	ND*	4.51	35.71																																																																				
Dec-19	ND*	4.23	35.55																																																																				
Jan-20	ND*	3.53	30.56																																																																				
Feb-19	ND*	4.33	31.36																																																																				
Mar-19	Not in operation due to lockdown																																																																						
3	<p>Two stage water scrubber followed by alkali scrubber shall be provided to process vent to control process emissions viz. HCl, SO2, Cl2, NOx, HBr. The scrubbed water should be sent to ETP for further treatment.</p> <p>Efficiency of scrubber shall be monitored regularly and maintained properly. Scrubbers vent shall be provided with online detection and alarm system to indicate higher than permissible value of controlled parameters. At no time, the emission levels shall go beyond the prescribed standards. The system should be interlocked with the pollution control equipment so that in case of any increase in pollutants beyond permissible limits, plant should be automatically stopped.</p>	<p>1. Two stage scrubbers are provided to control process emissions from process vents. Online pH meter is provided in scrubbing system.</p> <p>2. Scrubber water is treated in evaporation section followed by Effluent treatment plant.</p> <p>3. Efficiency of scrubber is being monitored by measuring outlet emission and maintaining concentration of scrubber solution. The online detection alarm system and interlock with pollution control equipment will be provided in new projects.</p> <p>4. Monitoring of process vent and stack is carried out by MOEF & CC and NABL accredited Laboratory. Monitored values of last Six months are as under:</p> <table border="1" style="margin-left: auto; margin-right: auto;"> <thead> <tr> <th colspan="4">Emission From Process Vent (October-19 to March-20)</th> </tr> <tr> <th rowspan="2">Month</th> <th colspan="3">Parameters</th> </tr> <tr> <th>SO2 (mg/Nm3)</th> <th>HCl (mg/Nm3)</th> <th>HBr (mg/Nm3)</th> </tr> </thead> <tbody> <tr> <td>Limit</td> <td>40</td> <td>20</td> <td>5</td> </tr> <tr> <td>Oct-19</td> <td>26.11</td> <td>8.88</td> <td>3.86</td> </tr> <tr> <td>Nov-19</td> <td>23.93</td> <td>7.62</td> <td>4.22</td> </tr> <tr> <td>Dec-19</td> <td>32.20</td> <td>6.70</td> <td>-</td> </tr> <tr> <td>Jan-20</td> <td>27.73</td> <td>7.01</td> <td>3.14</td> </tr> <tr> <td>Feb-20</td> <td>19.76</td> <td>6.15</td> <td>-</td> </tr> <tr> <td>Mar-20</td> <td colspan="3">Not in Operation due to lockdown</td> </tr> </tbody> </table>	Emission From Process Vent (October-19 to March-20)				Month	Parameters			SO2 (mg/Nm3)	HCl (mg/Nm3)	HBr (mg/Nm3)	Limit	40	20	5	Oct-19	26.11	8.88	3.86	Nov-19	23.93	7.62	4.22	Dec-19	32.20	6.70	-	Jan-20	27.73	7.01	3.14	Feb-20	19.76	6.15	-	Mar-20	Not in Operation due to lockdown																																
Emission From Process Vent (October-19 to March-20)																																																																							
Month	Parameters																																																																						
	SO2 (mg/Nm3)	HCl (mg/Nm3)	HBr (mg/Nm3)																																																																				
Limit	40	20	5																																																																				
Oct-19	26.11	8.88	3.86																																																																				
Nov-19	23.93	7.62	4.22																																																																				
Dec-19	32.20	6.70	-																																																																				
Jan-20	27.73	7.01	3.14																																																																				
Feb-20	19.76	6.15	-																																																																				
Mar-20	Not in Operation due to lockdown																																																																						

BAYER VAPI PVT. LTD.

EC No: J-11011/300/2015-IA.II (I) Compliance Status Report (October-19 -March-20)

Sr.No.	EC Conditions	Compliance Status
4	In plant control measures for checking fugitive emissions from all the vulnerable sources shall be provided. Fugitive emissions shall be controlled by providing closed storage, closed handling & conveyance of chemicals/materials, multi cyclone separator and water sprinkling system. Dust suppression system including water sprinkling system shall be provided at loading and unloading areas to control dust emissions. Fugitive emissions in the work zone environment, product, raw materials storage area etc. shall be regularly monitored and records maintained.	<p>The following measures are taken to control fugitive emission:</p> <ol style="list-style-type: none"> 1. Close charging system 2. Double Mechanical seal/ magnetic seal less pumps are used for solvent 3. Installed 20 mbar nitrogen blanketing system 4. Vent of entire plant storage vessels, reactors, condensers and any other equipment are connected to a common header. 5. Work area monitoring carried out regularly for various chemicals used at site. <p align="center">Workplace Area Monitoring</p> 
5	A proper Leak Detection and Repair (LDAR) Program for pesticide industry shall be prepared and implemented as per CPCB guidelines. Focus shall be given for prevention of fugitive emissions for which preventive maintenance of pumps, valves, pipelines are required. Proper maintenance of mechanical seals of pumps and valves shall be given. A preventive maintenance schedule for each unit shall be prepared and adhered to.	<ol style="list-style-type: none"> 1. A Leak Detection and Repair (LDAR) studies have been carried out in Four plants through NABL and MoEF&CC accredited Laboratories. Last LDAR study was carried out in two plants by Pollucon Laboratories Pvt Ltd during 3rd December- 05th December 2018 as per CPCB guidelines. 2. Around 151 nos. of detectors based on detection principle have been installed in all areas where there is a likelihood of HC leakages from pumps and other equipment. <p align="center">LDAR Study</p> 
6	Company shall take all the measures in order to protect the machineries and equipment for pesticide producing unit from ageing.	<ol style="list-style-type: none"> 1. Regular maintenance of pesticide producing machineries and equipment is carried out. 2. Testing of all vessels/reactors are carried out by competent person at defined frequency. 3. Equipment design will be done accordingly.
7	Continuous monitoring system for chlorine, HCl, Cl2 as well as VOCs shall be installed at all important places/areas. Effective measures shall be taken immediately, when monitoring results indicate above the permissible limits. Alarm for chlorine leakage if any in the liquid chlorine storage area is provided along with automatic start of the scrubbing system.	<ol style="list-style-type: none"> 1. 151 nos detectors installed across the plant to monitor any leakage of HC. 2. The HC monitoring is being carried out regularly. Presently we are not using chlorine at site. The equipment will be designed and implemented during construction phase where chlorine to be used.


BAYER VAPI PVT. LTD.

EC No: J-11011/300/2015-IA.II (I) Compliance Status Report (October-19 -March-20)

Sr.No.	EC Conditions	Compliance Status																		
8	The gaseous emissions from DG set shall be dispersed through adequate stack height as per CPCB standards. Acoustic enclosure shall be provided to the DG sets to mitigate the noise pollution.	1.Site has provided adequate stack height to control gaseous emission from DG. 2. The stipulated conditions will be designed and implemented during construction phase. 3. Adequate PPEs like ear plug/ ear muff is provided to employee at the entry point of DG house.																		
9	Solvent management shall be carried out as follows : 1.Chilled brine circulation system shall be provided to condensate solvent vapors and reduce solvent losses. It shall be ensured that solvent recovery should not be less than 95%. 2.Reactor and solvent handling pump shall have mechanical seals to prevent leakages. 3.The condensers shall be provided with sufficient HTA and residence time so as to achieve more than 95% recovery 4.Solvents shall be stored in a separate space specified with all safety measures. 5.Proper earthing shall be provided in all the electrical equipment wherever solvent handling is done. 6.Entire plant shall be flame proof. The solvent storage tanks should be provided with breather valve to prevent losses.	1. Reactors and condensers are connected with necessary cooling arrangement like brine,chilling,cooling water etc. 2.Magnetic seal less/ double mechanical seal centrifugal pumps are provided for solvents handling. 3.To achieve desired recovery, efficient condensers has been installed after calculating required HTA. 4.Solvents are stored in storage tank as per PESO & site specific process &plant safety guideline. The solvent tanks equipped with breather valve, sprinkler system, nitrogen blanketing etc. 5. Proper earthing has been provided to all equipment and regular inspections are done to maintain continuity. 6.The hazardous area classification has been carried at site and equipment has been selected based on zone.																		
10	Total water requirement from GIDC water supply shall not exceed 2900 m3/day and prior permission should be obtained from the Competent authority.	Last six months water consumptions are as under: <table border="1" style="margin-left: auto; margin-right: auto;"> <thead> <tr> <th colspan="2">Water Consumption (October -19 to March-20)</th> </tr> <tr> <th>Month</th> <th>Average Consumption (In Kl/Day)</th> </tr> </thead> <tbody> <tr> <td>Limit</td> <td align="center">2964</td> </tr> <tr> <td>Oct-19</td> <td align="center">1409</td> </tr> <tr> <td>Nov-19</td> <td align="center">1493</td> </tr> <tr> <td>Dec-19</td> <td align="center">1477</td> </tr> <tr> <td>Jan-20</td> <td align="center">1417</td> </tr> <tr> <td>Feb-20</td> <td align="center">1394</td> </tr> <tr> <td>Mar-20</td> <td align="center">1295</td> </tr> </tbody> </table>	Water Consumption (October -19 to March-20)		Month	Average Consumption (In Kl/Day)	Limit	2964	Oct-19	1409	Nov-19	1493	Dec-19	1477	Jan-20	1417	Feb-20	1394	Mar-20	1295
Water Consumption (October -19 to March-20)																				
Month	Average Consumption (In Kl/Day)																			
Limit	2964																			
Oct-19	1409																			
Nov-19	1493																			
Dec-19	1477																			
Jan-20	1417																			
Feb-20	1394																			
Mar-20	1295																			



BAYER VAPI PVT. LTD.

EC No: J-11011/300/2015-IA.II (I) Compliance Status Report (October-19 -March-20)

Sr.No.	EC Conditions	Compliance Status																																																															
11	Industrial effluent generation shall not exceed 900 m ³ /day. As proposed, wastewater will be segregated at source and treated based on its characteristics viz High COD & High TDS and Low COD & Low TDS. High COD & High TDS effluents will be sent to MEE followed by RO while Low COD & Low TDS effluents will be treated in ETP followed by RO. The treated wastewater shall be discharged to Common Effluent Treatment Plant (CETP) for final treatment.	<p>The wastewater is segregated based on COD,TDS and BOD/COD ratio. The wastewater generation philosophy is as under:</p> <table border="1" style="width: 100%; border-collapse: collapse;"> <thead> <tr> <th>Sr.No</th> <th>Characteristics</th> <th>Treatment</th> </tr> </thead> <tbody> <tr> <td align="center">1</td> <td>High COD High TDS and Volatile component</td> <td>Stripper followed by evaporator and ETP</td> </tr> <tr> <td align="center">2</td> <td>Low COD High TDS</td> <td>Evaporator followed by ETP</td> </tr> <tr> <td align="center">3</td> <td>High COD Low TDS</td> <td>Incinerator</td> </tr> <tr> <td align="center">4</td> <td>Medium COD Medium TDS</td> <td>Fenton</td> </tr> <tr> <td align="center">5</td> <td>Low COD Low TDS and BOD/COD ratio>0.4</td> <td>ETP</td> </tr> </tbody> </table> <p>Final effluent discharge is being monitored daily for pH,COD,BOD,TSS,NH3-N.The online analyser provided at the discharge of treated effluent. The analyser are connected with GPCB/CPCB server for transferring online data. The auto shut off valve provided at the discharge of treated effluent which stops the discharge incase of exceedance of parameters. Last six month effluent generation quantity and quality are as under:</p> <table border="1" style="width: 100%; border-collapse: collapse; text-align: center;"> <thead> <tr> <th colspan="5">Effluent Data (October-19 to March-20)</th> </tr> <tr> <th>Month</th> <th>Average Discharged to CETP (KLD)</th> <th>COD (mg/L)</th> <th>TSS (mg/L)</th> <th>NH3-N (mg/L)</th> </tr> </thead> <tbody> <tr> <td>Limit</td> <td>900</td> <td>250</td> <td>300</td> <td>50</td> </tr> <tr> <td>Oct-19</td> <td>581</td> <td>106</td> <td>30</td> <td>7.80</td> </tr> <tr> <td>Nov-19</td> <td>686</td> <td>90</td> <td>21</td> <td>7.20</td> </tr> <tr> <td>Dec-19</td> <td>564</td> <td>70</td> <td>36</td> <td>6.30</td> </tr> <tr> <td>Jan-20</td> <td>518</td> <td>86</td> <td>29</td> <td>5.90</td> </tr> <tr> <td>Feb-20</td> <td>513</td> <td>75</td> <td>25</td> <td>6.50</td> </tr> <tr> <td>Mar-20</td> <td>355</td> <td>83</td> <td>27</td> <td>10.21</td> </tr> </tbody> </table> <p>All results are within the prescribed limit. The treated effluent discharged to Common Effluent Treatment Plant (CETP) through GIDC underground drainage system operated by Vapi Green Enviro Private Limited (Formerly known as Vapi Waste and Effluent Management Company Limited)</p>	Sr.No	Characteristics	Treatment	1	High COD High TDS and Volatile component	Stripper followed by evaporator and ETP	2	Low COD High TDS	Evaporator followed by ETP	3	High COD Low TDS	Incinerator	4	Medium COD Medium TDS	Fenton	5	Low COD Low TDS and BOD/COD ratio>0.4	ETP	Effluent Data (October-19 to March-20)					Month	Average Discharged to CETP (KLD)	COD (mg/L)	TSS (mg/L)	NH3-N (mg/L)	Limit	900	250	300	50	Oct-19	581	106	30	7.80	Nov-19	686	90	21	7.20	Dec-19	564	70	36	6.30	Jan-20	518	86	29	5.90	Feb-20	513	75	25	6.50	Mar-20	355	83	27	10.21
Sr.No	Characteristics	Treatment																																																															
1	High COD High TDS and Volatile component	Stripper followed by evaporator and ETP																																																															
2	Low COD High TDS	Evaporator followed by ETP																																																															
3	High COD Low TDS	Incinerator																																																															
4	Medium COD Medium TDS	Fenton																																																															
5	Low COD Low TDS and BOD/COD ratio>0.4	ETP																																																															
Effluent Data (October-19 to March-20)																																																																	
Month	Average Discharged to CETP (KLD)	COD (mg/L)	TSS (mg/L)	NH3-N (mg/L)																																																													
Limit	900	250	300	50																																																													
Oct-19	581	106	30	7.80																																																													
Nov-19	686	90	21	7.20																																																													
Dec-19	564	70	36	6.30																																																													
Jan-20	518	86	29	5.90																																																													
Feb-20	513	75	25	6.50																																																													
Mar-20	355	83	27	10.21																																																													
12	Process effluent/any wastewater shall not be allowed to mix with storm water. Storm water drain shall be passed through guard pond.	<p>Site has separate collection system for effluent and storm water. The capacity of guard pond is 3000 KL. Another Guard pond having capacity 1800 KL is also constructed.</p> 																																																															
13	Hazardous chemicals shall be stored in tanks in tank farms, drums, carboys etc. Flame arressterís shall be provided on tank farm. Solvent transfer shall be by pumps.	<p>1.All hazardous chemicals are stored in tanks. 2.Adequate number of flame arresstor provided. 3.Double mechanical seal/seal less pumps used for solvent transfer</p>																																																															
14	The by-products which fall under the purview of the hazardous waste Rules, be handled as per the provisions of the said Rules and necessary permissions shall be obtained under the said Rules.	<p>The site has authorisation for collection, storage and disposal of by-products falling under the the Hazardous Waste (Management, Handling and Trans- Boundary Movement) Rules, 2016 valid up to September 30,2021.</p>																																																															




BAYER VAPI PVT. LTD.

EC No: J-11011/300/2015-IA.II (I) Compliance Status Report (October-19 -March-20)

Sr.No.	EC Conditions	Compliance Status
15	The company shall obtain Authorization for collection, storage and disposal of hazardous waste under the Hazardous Waste (Management, Handling and Trans-Boundary Movement) Rules, 2008 and amended as on date for management of Hazardous wastes and prior permission from GPCB shall be obtained for disposal of solid / hazardous waste in the TSDF. Measures shall be taken for fire fighting facilities in case of emergency. Membership of TSDF for hazardous waste disposal shall be obtained.	<p>1.The site has authorisation for collection, storage and disposal of hazardous waste under the the Hazardous Waste (Management, Handling and Trans- Boundary Movement) Rules, 2016 valid up to September 30, 2021.</p> <p>2.Following measures are taken by site for fire fighting in case of emergency:</p> <ul style="list-style-type: none"> - Trained fire fighter available at site 24 X 7. - Fire Hydrant system. - Sprinkler System - Hazmat Foam system for blanketing solvent - Full fledged Emergency Control Center and 03 nos. of Fire tenders. - Fire water storage tank of 3000 KL. <p>3. Site has valid membership of TSDF operated by Saurashtra Enviro Projects Pvt Ltd. (SEPPL); Vapi Green Enviro Limited (formerly Known as Vapi waste & Effluent Mgt. Co. Ltd) ; Recycling Solutions Pvt. Ltd. (RSPL), Detox India Private Limited (DIPL) and Geohybrid Industrial Solutions Private limited for disposal of hazardous waste.</p>
16	ETP sludge, inorganic waste shall be sent to TSDF site. High calorific value waste such as spent organic shall be sent to cement factory/incinerated.	<p>1.ETP sludge, inorganic waste is sent to the authorised TSDF sites operated by Saurashtra Enviro Projects Pvt Ltd. (SEPPL); Vapi Green Enviro Limited (formerly Known as Vapi waste & Effluent Mgt. Co. Ltd).</p> <p>2. High calorific value waste is incinerated In in-house incineration facility as well as sent to common Hazardous Waste Incineration Facilities (CHWIF) operated by Saurashtra Enviro Projects Pvt Ltd. (SEPPL)/sent to Co processing to Recycling solutions Pvt. Ltd (RSPL)/Bharuch Enviro Infrastructure Limited (BEIL).</p>
17	The Company shall strictly comply with the rules and guidelines under Manufacture, Storage and Import of Hazardous Chemicals (MSIHC) Rules, 1989 as amended in October, 1994 and January, 2000. All Transportation of Hazardous Chemicals shall be as per the Motor Vehicle Act (MVA), 1989.	<p>1. On Site Emergency Action Plan in place to handle any emergency.</p> <p>2. The safety audit carried out by competent person every year. The last safety audit was conducted in the month of August, 2019.</p> <p>3. The mock drill is carried out regularly.</p> <p>4. The transportation of hazardous chemicals as per Motor Vehicle Act shall be complied.</p> <div style="display: flex; justify-content: space-around;">   </div> <div style="display: flex; justify-content: space-around; margin-top: 5px;"> <div style="border: 1px solid black; padding: 2px; text-align: center;"><i>Mock Drill</i></div> <div style="border: 1px solid black; padding: 2px; text-align: center;"><i>Mock Drill</i></div> </div>
18	The unit shall make the arrangement for protection of possible fire hazards during manufacturing process in material handling. Fire fighting system shall be as per the norms.	<p>The following measures are taken for protection of fire hazard</p> <ol style="list-style-type: none"> 1. Awareness of process and plant safety guideline among all employees. 2. Hazardous Area Classification and Risk Assessment (HACRA) for each plant. 3. Double earthing is provided in each tank. 4. Nitrogen blanketing is provided to all tanks of flammable solvents. 5. Spark arresters are provided to vehicles entering in the tank farm. 6. The flame proof electrical equipment are provided in the flammable area. 7. Full Fledged Emergency Control center available at site including centralized smoke detection system and 03 nos fire tenders 8. Fire Hydrant system 9. Trained fire fighters available at site 24 X 7 hrs. 10. Fixed fire protection system.


BAYER VAPI PVT. LTD.

EC No: J-11011/300/2015-IA.II (I) Compliance Status Report (October-19 -March-20)

Sr.No.	EC Conditions	Compliance Status		
19	Occupational health surveillance of the workers shall be done on a regular basis and records maintained as per the Factories Act.	<p>The site has full fledged Occupational Health Center with full time Factory Medical Officer (FMO). Occupational health related surveillance is carried out regularly. Periodical medical examinations are carried out for all employees and records are maintained in Form No.32 and pre-employee medical examination records are maintained in Form No.33.</p> <table border="1" data-bbox="735 521 1412 584"> <tr> <td data-bbox="735 521 1086 584">Annual Medical Checkup-Company Employee</td> <td data-bbox="1086 521 1412 584">Annual Medical Checkup-Contract Employee</td> </tr> </table> 	Annual Medical Checkup-Company Employee	Annual Medical Checkup-Contract Employee
Annual Medical Checkup-Company Employee	Annual Medical Checkup-Contract Employee			
20	Green belt should be developed at least in 10.6 ha area in and around the plant premises to mitigate the effects of fugitive emissions all around the plant as per the CPCB guidelines in consultation with DFO. Selection of plant species should be as per the CPCB guidelines.	<p>The company has developed green area inside the plant premises. The company has developed green area in 5.2 hectares land. The company has also developed green area adjacent to boundary wall. The green belt development work in progress in newly purchased land having area 5.4 ha. We have selected some plant species as per CPCB guideline and communicated to DFO vide our letter No. ENV/06/18/2702 dated February 27,2018 for further advice. Every year plantation is carried out to increase the greenbelt area inside and outside of our premises.</p>  		
21	At least 2.5 % of the total cost of the project shall be earmarked towards the Enterprise Social Commitment based on Public Hearing issues and item-wise details along with time bound action plan shall be prepared and submitted to the Ministry's Regional Office at Bhopal. Implementation of such program shall be ensured accordingly in a time bound manner	Site was exempted from Public hearing as per section 7(i),III stage (3), para (i)(b) of EIA Notification as the site is located in the notified Industrial area.		
22	All the recommendations made in the risk assessment report should be satisfactorily implemented.	Shall be complied		

BAYER VAPI PVT. LTD.

EC No: J-11011/300/2015-IA.II (I) Compliance Status Report (October-19 -March-20)

Sr.No.	EC Conditions	Compliance Status																								
23	The unit shall ensure Zero Liquid Discharge (ZLD) for the expanded capacity by recycling the treated effluent.	<p>Last five months recycle treated effluents are as under:</p> <table border="1"> <thead> <tr> <th colspan="3">Recycle treated effluent Quantity</th> </tr> <tr> <th>Month</th> <th>Quantity Recycled (KL)</th> <th>Average Quantity Recycled (KL/Day)</th> </tr> </thead> <tbody> <tr> <td>Oct-19</td> <td>3083</td> <td>99</td> </tr> <tr> <td>Nov-19</td> <td>4833</td> <td>161</td> </tr> <tr> <td>Dec-19</td> <td>4549</td> <td>147</td> </tr> <tr> <td>Jan-20</td> <td>6713</td> <td>217</td> </tr> <tr> <td>Feb-20</td> <td>9147</td> <td>315</td> </tr> <tr> <td>Mar-20</td> <td>5846</td> <td>189</td> </tr> </tbody> </table>	Recycle treated effluent Quantity			Month	Quantity Recycled (KL)	Average Quantity Recycled (KL/Day)	Oct-19	3083	99	Nov-19	4833	161	Dec-19	4549	147	Jan-20	6713	217	Feb-20	9147	315	Mar-20	5846	189
Recycle treated effluent Quantity																										
Month	Quantity Recycled (KL)	Average Quantity Recycled (KL/Day)																								
Oct-19	3083	99																								
Nov-19	4833	161																								
Dec-19	4549	147																								
Jan-20	6713	217																								
Feb-20	9147	315																								
Mar-20	5846	189																								
24	Continuous online (24 x 7) monitoring to be installed for flow measurement and measurement of pollutants within the treatment unit. Data to be uploaded on company's website and provided to respective RO of MOEF&CC, CPCB and SPCB.	<p>Online monitoring station (24 x 7) is installed for monitoring flow, pH,TOC and TSS for treated effluent discharged to CETP.The online connectivity provided for measured parameters with GPCB & CPCB server.</p>  <p align="center"><i>Online Continuous Effluent Monitoring Station</i></p>																								
B. GENERAL CONDITIONS																										
1	The project authorities shall strictly adhere to the stipulations made by the state Pollution Control Board(SPCB), State Government and any other statutory authority.	The company follows all stipulations made by State Pollution Control Board (SPCB).																								
2	No further expansion or modifications in the plant shall be carried without prior approval of the Ministry of Environment and Forest. In case of deviations alterations in the project proposal from those submitted to this Ministry of clearance, a fresh reference shall be made to Ministry to assess the adequacy of conditions imposed and to add additional environmental protection measures required, if any.	Shall be followed.																								
3	The locations of ambient air quality monitoring stations shall be decided in consultation with the SPCB and it shall be ensured that at least one station is installed in the upwind and downwind direction as well as where maximum ground level concentration are anticipated.	We have already installed 05 Nos. of ambient air quality monitoring station at site. The locations are marked in Site Layout. The ambient air quality monitoring stations are based on prominent wind direction. I.e. one is in upwind direction and remaining fours are in downwind direction. The same was informed to GPCB through letter No. ENV/06/17/1307 dated July 13,2017.																								



BAYER VAPI PVT. LTD.

EC No: J-11011/300/2015-IA.II (I) Compliance Status Report (October-19 -March-20)

Sr.No.	EC Conditions	Compliance Status																																																												
4	The national Ambient Air Quality Emission standards issued by Ministry vide G.S.R NO. 826 (E) dated 16th November,2009 shall be followed.	<p>The ambient air quality monitoring are carried out at 05 locations within the premises on every month from MOEF&CC and NABL accredited laboratory. Monitored values of last six months are as under:</p> <table border="1"> <thead> <tr> <th colspan="5">Ambient Air Quality Monitoring (October -19 to March-20)</th> </tr> <tr> <th rowspan="2">Month</th> <th colspan="4">Parameters</th> </tr> <tr> <th>PM10</th> <th>PM2.5</th> <th>Sulphur Dioxide (SO2)</th> <th>Oxides of Nitrogen</th> </tr> <tr> <th>Unit</th> <th>µg/m3</th> <th>µg/m3</th> <th>µg/m3</th> <th>µg/m3</th> </tr> <tr> <th>LIMIT</th> <td align="center">100</td> <td align="center">80</td> <td align="center">80</td> <td align="center">80</td> </tr> <tr> <th>Oct-19</th> <td align="center">77.35</td> <td align="center">39.23</td> <td align="center">16.85</td> <td align="center">34.42</td> </tr> <tr> <th>Nov-19</th> <td align="center">70.53</td> <td align="center">41.80</td> <td align="center">12.75</td> <td align="center">30.65</td> </tr> <tr> <th>Dec-19</th> <td align="center">63.16</td> <td align="center">36.85</td> <td align="center">16.88</td> <td align="center">35.90</td> </tr> <tr> <th>Jan-20</th> <td align="center">71.28</td> <td align="center">40.46</td> <td align="center">19.15</td> <td align="center">31.50</td> </tr> <tr> <th>Feb-20</th> <td align="center">60.96</td> <td align="center">35.33</td> <td align="center">15.95</td> <td align="center">26.96</td> </tr> <tr> <th>Mar-20</th> <td align="center" colspan="4">Monitoring not done due to lockdown</td> </tr> </thead> </table>	Ambient Air Quality Monitoring (October -19 to March-20)					Month	Parameters				PM10	PM2.5	Sulphur Dioxide (SO2)	Oxides of Nitrogen	Unit	µg/m3	µg/m3	µg/m3	µg/m3	LIMIT	100	80	80	80	Oct-19	77.35	39.23	16.85	34.42	Nov-19	70.53	41.80	12.75	30.65	Dec-19	63.16	36.85	16.88	35.90	Jan-20	71.28	40.46	19.15	31.50	Feb-20	60.96	35.33	15.95	26.96	Mar-20	Monitoring not done due to lockdown									
Ambient Air Quality Monitoring (October -19 to March-20)																																																														
Month	Parameters																																																													
	PM10	PM2.5	Sulphur Dioxide (SO2)	Oxides of Nitrogen																																																										
Unit	µg/m3	µg/m3	µg/m3	µg/m3																																																										
LIMIT	100	80	80	80																																																										
Oct-19	77.35	39.23	16.85	34.42																																																										
Nov-19	70.53	41.80	12.75	30.65																																																										
Dec-19	63.16	36.85	16.88	35.90																																																										
Jan-20	71.28	40.46	19.15	31.50																																																										
Feb-20	60.96	35.33	15.95	26.96																																																										
Mar-20	Monitoring not done due to lockdown																																																													
5	The Overall noise levels in and around the plant area shall be kept well within the standards by providing noise control measures including acoustic hoods, silencers, enclosures etc. on all sources of noise generation. The ambient noise levels shall conform to the standards prescribed under Environment (Protection) Act,1986 Rules,1989 viz. 75 dBA (Day time) and 70 dBA (night time)	<p>The Noise monitoring are carried out at 12 locations on monthly basis by MOEF & CC and NABL accredited Laboratory. All results are within permissible limit. The Average results of last six months are as under:</p> <table border="1"> <thead> <tr> <th colspan="4">Noise Monitoring (Oct -19 to March-20)</th> </tr> <tr> <th>Sr.No</th> <th>Location</th> <th>Day Time (dBA)</th> <th>Night Time (dBA)</th> </tr> <tr> <th></th> <th>Limit</th> <th>75 dB(A)</th> <th>70 dB(A)</th> </tr> </thead> <tbody> <tr><td align="center">1</td><td>Near Main Gate</td><td align="center">58.54</td><td align="center">56.16</td></tr> <tr><td align="center">2</td><td>Near admin Building</td><td align="center">57.68</td><td align="center">55.28</td></tr> <tr><td align="center">3</td><td>Near EFSO Plant</td><td align="center">63.82</td><td align="center">61.88</td></tr> <tr><td align="center">4</td><td>Near ALCO Plant</td><td align="center">61.96</td><td align="center">59.84</td></tr> <tr><td align="center">5</td><td>Near Incinerator-2</td><td align="center">69.46</td><td align="center">68.12</td></tr> <tr><td align="center">6</td><td>Near Incinerator-3</td><td align="center">67.50</td><td align="center">63.58</td></tr> <tr><td align="center">7</td><td>Near Scrap Yard</td><td align="center">61.66</td><td align="center">58.70</td></tr> <tr><td align="center">8</td><td>Near HICO-I</td><td align="center">65.36</td><td align="center">63.84</td></tr> <tr><td align="center">9</td><td>Near CYFO Plant</td><td align="center">62.38</td><td align="center">59.50</td></tr> <tr><td align="center">10</td><td>Near Gate-II</td><td align="center">58.90</td><td align="center">55.98</td></tr> <tr><td align="center">11</td><td>Near Engineering Part Store</td><td align="center">59.46</td><td align="center">56.38</td></tr> <tr><td align="center">12</td><td>Near ETP</td><td align="center">64.54</td><td align="center">61.48</td></tr> </tbody> </table>	Noise Monitoring (Oct -19 to March-20)				Sr.No	Location	Day Time (dBA)	Night Time (dBA)		Limit	75 dB(A)	70 dB(A)	1	Near Main Gate	58.54	56.16	2	Near admin Building	57.68	55.28	3	Near EFSO Plant	63.82	61.88	4	Near ALCO Plant	61.96	59.84	5	Near Incinerator-2	69.46	68.12	6	Near Incinerator-3	67.50	63.58	7	Near Scrap Yard	61.66	58.70	8	Near HICO-I	65.36	63.84	9	Near CYFO Plant	62.38	59.50	10	Near Gate-II	58.90	55.98	11	Near Engineering Part Store	59.46	56.38	12	Near ETP	64.54	61.48
Noise Monitoring (Oct -19 to March-20)																																																														
Sr.No	Location	Day Time (dBA)	Night Time (dBA)																																																											
	Limit	75 dB(A)	70 dB(A)																																																											
1	Near Main Gate	58.54	56.16																																																											
2	Near admin Building	57.68	55.28																																																											
3	Near EFSO Plant	63.82	61.88																																																											
4	Near ALCO Plant	61.96	59.84																																																											
5	Near Incinerator-2	69.46	68.12																																																											
6	Near Incinerator-3	67.50	63.58																																																											
7	Near Scrap Yard	61.66	58.70																																																											
8	Near HICO-I	65.36	63.84																																																											
9	Near CYFO Plant	62.38	59.50																																																											
10	Near Gate-II	58.90	55.98																																																											
11	Near Engineering Part Store	59.46	56.38																																																											
12	Near ETP	64.54	61.48																																																											
6	The unit shall explore rainwater harvesting system in non-production building without recharging in to ground water.	Shall be complied																																																												


BAYER VAPI PVT. LTD.

EC No: J-11011/300/2015-IA.II (I) Compliance Status Report (October-19 -March-20)

Sr.No.	EC Conditions	Compliance Status
7	<p>Training shall be imparted to all employees on safety and health aspects of chemicals handling. Pre-employment and routine periodical medical examinations for all employees shall be undertaken on regular basis. Training to all employees on handling of chemicals shall be imparted.</p>	<p>Standard operating Procedures are prepared for handling of various chemical and it's available in each plant of company premises. Training session is carried out regularly for employees.</p> <p>Periodical medical examinations are carried out for all employees and records are maintained in Form No.32 and pre-employee medical examination records are maintained in Form No.33.</p> <p>Various health awareness and training progamme have been imparted for employees like Awarness programme on Nutrition, Hazardous chemical awareness with personal health and hygiene, Safe handling of Bio-medical waste, First Aid Training etc. Various health bulletins have been published like prevention of heat related illness, Health impact due to Tobacco etc.</p> <p align="center"><i>First aid Recertification Training</i></p> 
8	<p>The company shall also comply with all the environmental protection measures and safeguards proposed in the project report submitted to the Ministry. All the recommendations made in the EIA/EMP in respect of environmental management, risk mitigation measures and public hearing relating to the the project shall be implemented.</p>	<p>Shall be complied.</p>
9	<p>The company shall undertake all relevant measures for improving the socio-economic conditions of the surrounding area. CSR activities shall undertaken by involving local villages and administration.</p>	<p>Following CSR activities undertake by Bayer Vapi for improving the Socio-Economic conditions of the surrounding area.</p> <p>1. We inaugerated a state-of-art Neuro-Physiotherapy center with latest medical equipment in the areas of Ultrasonic therapy, muscle stimulation, locomotion therapy, gait therapy, VR aided therapy, Deep magnetic resonance therapy and many others. The center is located at a distance of 33 Kms from Vapi and will help serve the needs of the patients from Vapi / Valsad region including trauma cases at subsidized rates.</p> 

BAYER VAPI PVT. LTD.

EC No: J-11011/300/2015-IA.II (I) Compliance Status Report (October-19 -March-20)

Sr.No.	EC Conditions	Compliance Status
10	The company shall undertake eco-development measures including community welfare measures in the project area for the overall improvement of the environment.	Shall be complied.
11	A separate Environmental Management cell equipped with full fledged laboratory facilities shall be set up to carry out Environmental Management and Monitoring functions.	<p>Site has separate environment cell equipped with full fledged laboratory facilities to carry environment management & monitoring functions.</p>  <p align="center"><i>Environmental Laboratory - Bayer Vapi</i></p>
12	The company shall earmark sufficient funds recurring cost per annum to implement the conditions stipulated by the Ministry of Environment and Forests as well as the state Government along with the implementation schedule for all the conditions stipulated herein. The funds so earmarked for environment management/pollution control measures shall not be diverted for any other purpose.	The Site has provided adequate fund both capital and recurring to implement the conditions stipulated by MOEF & CC and GPCB along with implementation schedule. Also it is ensured that the fund so provided shall not diverted for any other purpose. The total recurring budget for the year 2019-20 for Environment is 87.2 cr.
13	A copy of the clearance letter shall be sent by the project proponent to concerned panchayat,Zila parisad/Municipal Corporation, Urban local body and the local NGO, if any from whom suggestions/representations, if any were received while processing the proposal.	EC letters have been sent to all stake holders. EC letter also uploaded on company website.
14	The project proponent shall also submit six monthly reports on the status of compliance of the stipulated Environmental clearance conditions including results of monitored data (both in hard copies as well as by e-mail) to the respective Regional office of MoEF, the respective Zonal office of CPCB and the Gujarat State Pollution Control Board. A copy of Environmental Clearance and six monthly compliance status report shall be posted on the website of the company.	<p>Noted.</p> <p>Last half yearly EC compliance report for the period April -19 to Sep- 19 submitted to Regional office of MOEF & CC, Bhopal, Respective zonal office of CPCB,Vadodara and GPCB through our letter No.ENV/14/19/2410.</p> <p>A copy of Environmental Clearance and six monthly compliance status of EC report is uploaded on company's website.</p>
15	The environmental statement for each financial year ending 31st March in form-V as is mandated shall be submitted to the concerned State Pollution Control Board as prescribed under the Environment (Protection) Rules,1986, as amended subsequently shall also be put on the website of the company along with status of compliance of environmental clearance conditions and shall also be sent to the respective Regional Offices of MoEF by e-mail.	<p>The Environmental statement for the period of April-18 to March-19 submitted to GPCB on September 06,2019.</p> <p>A copy of Environmental statement and compliance report is uploaded on company's website.</p> <p>The hard copy of EC compliance report submitted to the Bhopal Regional Offices of MOEF & CC.</p>

BAYER VAPI PVT. LTD.

EC No: J-11011/300/2015-IA.II (I) Compliance Status Report (October-19 -March-20)

Sr.No.	EC Conditions	Compliance Status
16	The project proponent shall inform the public that the project has been accorded environmental clearance by the Ministry and copies of clearance letter are available with the SPCB/committee and may also be seen at website of the Ministry at http://envfor.nic.in . This shall be advertised within seven days from the date of issue of the clearance letter, at least in two local newspapers that are widely circulated in the region of which one shall be in the vernacular language of the locality concerned and copy of the same shall be forwarded to the concerned Regional Office of the Ministry.	Advertisement of Environmental clearance has been published two local news papers "SANDESH" & "DIVYABHASKAR" dated April 05,2017 and April 06,2017 respectively. The copies of advertisement submitted Regional office of MOEF&CC, Bhopal vide letter No.ENV/14/17/0704 dated April 07, 2017.
17	The project authorities shall inform the Regional Office as well as the Ministry, the date of financial closure and final approval of the project by the concerned authorities and the date of start of the project	Shall be complied.